



EVEREADY

SINCE
1934

HARDWARE

KINGCRAFT SERIES

FEATURES:

- UNDER MOUNT WITH FULL EXTENSION TRAVEL LENGTH
- ULTRA SMOOTH GLIDING MOTION WITH HIGH RIGIDITY AND STABILITY DESIGN
- ENHANCED SILENT SOFT-CLOSING FEATURE WITH LIGHT OPENING FORCE
- DURABLE DAMPING SYSTEM WITH FAST RESPONSE CAPABILITY
- TOOL-LESS HEIGHT ADJUSTMENT FROM THE DRAWER FRONT WITH 3.5MM RANGE
- EFFORTLESS ASSEMBLY AND REMOVAL OF DRAWER WITH FRONT RELEASE LEVER
- HIGH DYNAMIC LOADING CAPACITY OF 34KG (75LBS) WITH 100,000 LIFE CYCLES
- HIGH INSTALLATION ALLOWANCES FOR DRAWER WIDTH: **+0/-2MM**, AND FOR DRAWER DEPTH: **+1/-1MM**

SPECIFICATIONS:

- LENGTH: 229MM TO 533MM (9" TO 21")
- TRAVEL: FULL EXTENSION
- MAXIMUM DRAWER SIDE THICKNESS: 16MM (5/8")
- LOAD CAPACITY: 34KG (75LBS) / PAIR
- MOUNT: UNDER MOUNT
- MATERIAL: GALVANIZED STEEL
- PACKING: UNIT PACKED IN 6 PAIRS/CARTON

Space Requirement

Fig.1

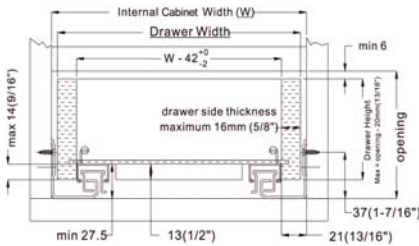


Fig.2

Drawer Width Formula	
drawer side thickness	"W" minus
16 (5/8")	42 (1- 21/32")
15 (19/32")	44 (1-3/4")
14 (9/16")	46 (1-13/16")
13 (1/2")	48 (1-29/32")
12 (15/32")	50 (2")

W: Internal Cabinet Width

Example:

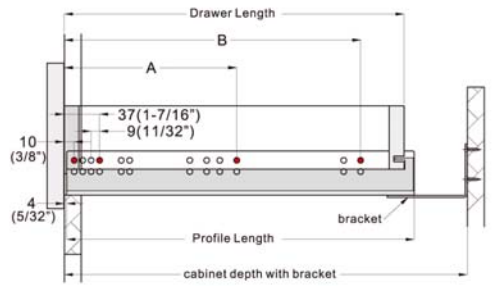
Internal Cabinet Width = 457 mm (18")

Drawer Side Thickness = 13 mm (1/2")

$$\text{Drawer width} = 457 - 48 = 409\text{mm}$$

$$= (18") - (1-29/32") = 16-3/32"$$

Installation Specification



SILENT SOFT-CLOSE SLIDE

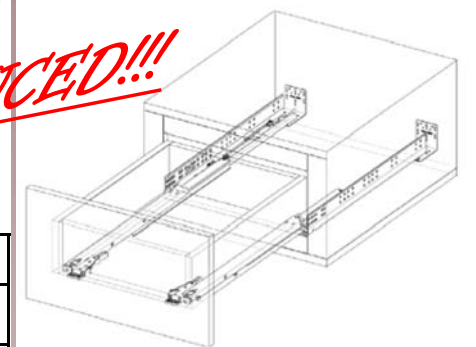
PRICE REDUCTION !!!

ORDER INFORMATION:

ALL PRICES INCLUDE FRONT BRACKETS & REAR MOUNT SOCKETS

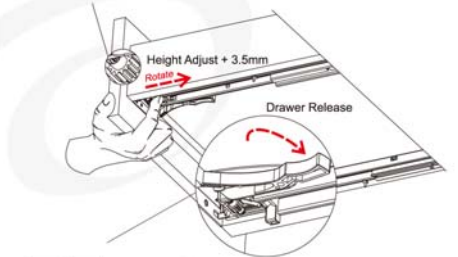
SALE PRICE BASED ON PAIRS PURCHASED

ITEM NUMBER:	DESCRIPTION:	1 - 18	24 - 54	60 - 96	102 - 148	154PR +
KS-1A68F229-9	9" SOFT CLOSE UNDERMOUNT	\$15.37	\$14.82	\$14.31	\$13.83	\$13.39
KS-1A68F305-12	12" SOFT CLOSE UNDERMOUNT	\$15.37	\$14.82	\$14.31	\$13.83	\$13.39
SOON TO BE IN STOCK! KS-1A68320-13	13" SOFT CLOSE UNDERMOUNT	\$15.37	\$14.82	\$14.31	\$13.83	\$13.39
KS-1A68F381-15	15" SOFT CLOSE UNDERMOUNT	\$15.37	\$14.82	\$14.31	\$13.83	\$13.39
KS-1A68F457-18	18" SOFT CLOSE UNDERMOUNT	\$15.65	\$15.09	\$14.57	\$14.08	\$13.63
KS-1A68F533-21	21" SOFT CLOSE UNDERMOUNT	\$15.95	\$15.37	\$14.85	\$14.35	\$13.89



Tool-less Height Adjustment and Drawer Removal

Tool-less Height Adjustment:
Simply rotate the wheel at the front bottom of the drawer to adjust the drawer height



Drawer Removal:
Simply press the front release device to remove the drawer

PART NUMBER	DRAWER LENGTH	OVERALL CABINET DEPTH	CABINET DEPTH WITH BRACKET		PROFILE LENGTH	SYSTEM SCREW LOCATIONS	
			MAXIMUM	MINIMUM		A	B
1A68F229	229 (9")	305 (12")			256(10-1/16")	133 (5-1/4")	229 (9")
1A68F305	305 (12")	381 (15")	369 (14-9/16")	326 (12-7/8")	317 (12-1/2")	165 (6-1/2")	261 (10-1/4")
1A68F381	381 (15")	457 (18")	446 (17-9/16")	403 (15-7/8")	394 (15-1/2")	165 (6-1/2")	357 (14-1/16")
1A68F457	457 (18")	533 (21")	522 (20-9/16")	479 (18-7/8")	470 (18-1/2")	261 (10-1/4")	453 (17-13/16")
1A68F533	533 (21")	610 (24")	598 (23-9/16")	555 (21-7/8")	546 (21-1/2")	261 (10-1/4")	517 (20-3/8")

Fit with American standard 3" cabinet depth system.

Low Profile Luxury, High-End Enjoyment

47 - 25 34th Street, Long Island City, NY 11101. PH: 718-371-0450 FAX: 718-371-0453

www.EVEREADYHARDWARE.net - www.CLOSETHARDWARE.com